

standard frame G&H

yes / no

seals

yes / no

paint / stain



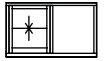
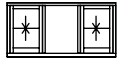
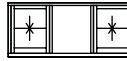
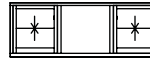
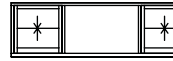


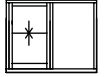
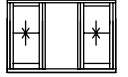
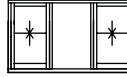
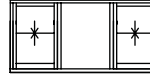
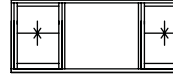


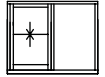
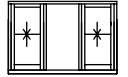
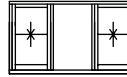
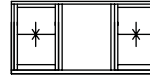
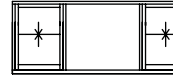


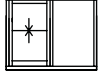
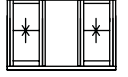
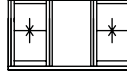




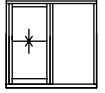
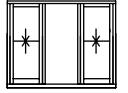
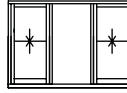
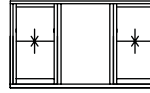
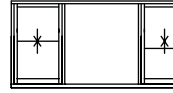
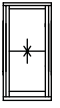
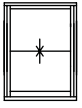
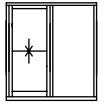
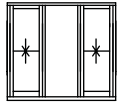
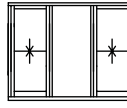
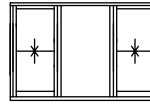
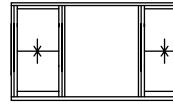
ovolo / splay / square

40/ 33 thick

glass type

timber type

TIMBER D/HUNG WEIGHT & CORD WINDOWS

	800	1200	1500	1800	2100	2500	3000
900							
1200							
1500							
1800							
2100							
2400							
ROSEVILLE JOINERY P/L					DHBOXPRICE1	SCALE 1:20	

DHBOXPRICE1



© Roseville Joinery Pty Ltd
 Phone: 02 9519 8667
 Web: www.rosevillejoinery.com.au