


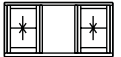
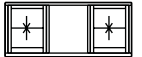



















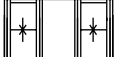



















TIMBER D/HUNG SPIRAL WINDOWS

| | | 800 | 1200 | 1500 | 1800 | 2100 | 2500 | 3000 |
|---|------|---|---|--|---|---|---|---|
| spiral 30-34 \$34 1 pr of lifts \$14 | 900 |  |  |  |  |  |  |  |
| | 1200 |  |  |  |  |  |  |  |
| spiral 50-54 \$64 1 pr of lifts \$14 | 1500 |  |  |  |  |  |  |  |
| | 1800 |  |  |  |  |  |  |  |
| spiral 68-70 \$72 1 pr of lifts \$14 | 2100 |  |  |  |  |  |  |  |
| | 2400 |  |  |  |  |  |  |  |
| ROSEVILLE JOINERY P/L | | | | | | DHSPPRICE1 | | SCALE 1:20 |